



# Board of Water and Soil Resources

## *Legislative and Grants Update*

MACPZA Legislative Update  
Kelly Inn, St. Cloud

Dave Weirens, Land and Water Section Manager  
June 10, 2010



# MACPZA Update

1. Legislative Recap
2. Review FY10 Grants
3. Proposed FY11 Grants:
  - a) NRBG
  - b) Feedlot and SSTS Grants
  - c) Clean Water Competitive Grants



# Legislative Recap: Budget

<u>Grant Program</u>	<u>\$FY11</u>	<u>%FY11 (%FY12)</u>
NRBG	-\$534,000	-14% (-10%)
SWCD Gen'l Serv	-\$450,000	-13% (-9%)
Cost Share	-\$128,000	-12% (-8%)
Cost Share Buffers	-\$324,000	-36% (-21%)
Cost Share Feedlots	-\$ 64,000	-13% (-9%)
Drainage Records	-\$100,000	-100% (-100%)
Red River Basin Com	-\$ 6,000	-7% (-7%)
Mn River JPB	-\$ 6,000	-7% (-7%)
Area II	-\$ 10,000	-8% (-7%)
BWSR Operations	-\$332,000	-7% (-5%)



# Legislative Recap: Policy

- Capital Investment
- Streamlining Metro Water Planning Process
- Rural Preserves Property Tax Program Changes
- Drainage Bill
- Restoration Evaluations: Omnibus Natural Resources/Environment Bill
- WCA Appeals



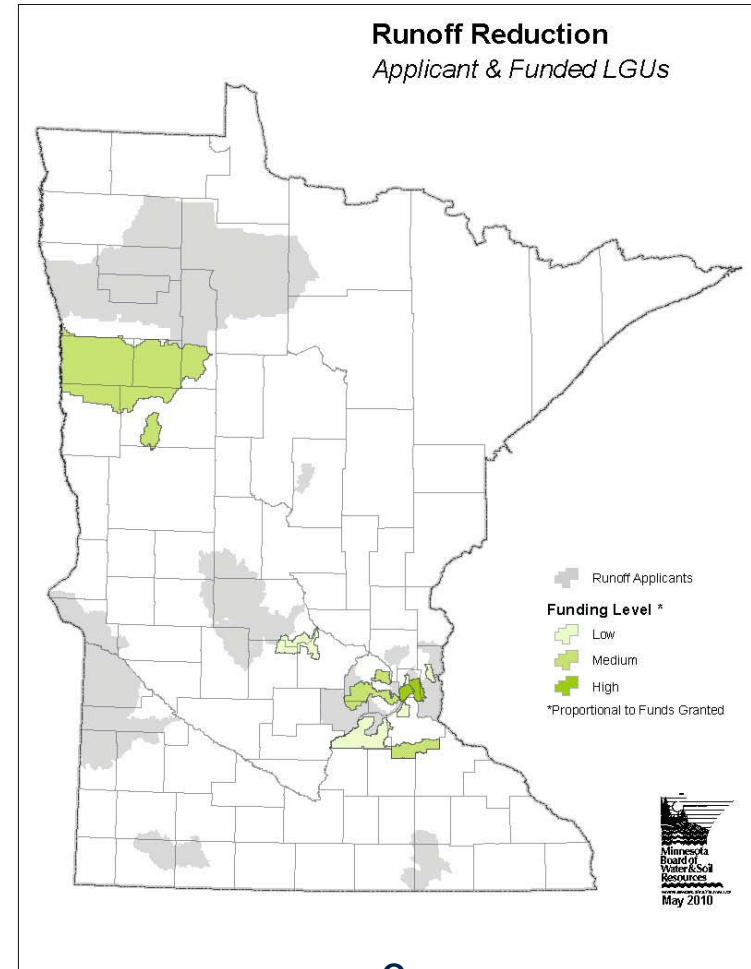
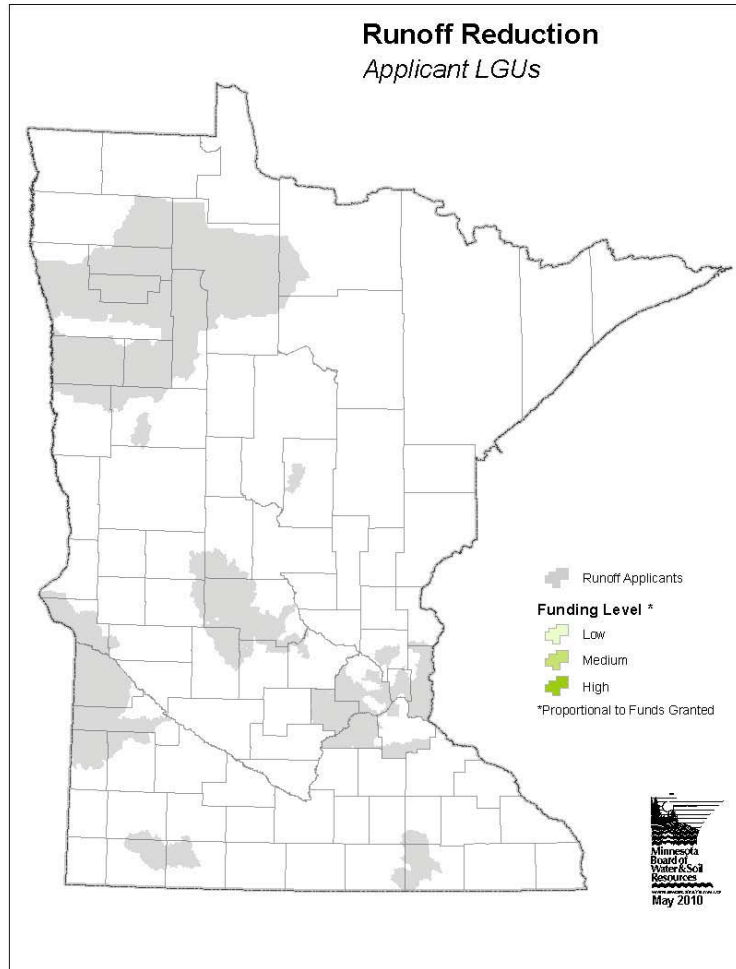
# FY10 CWF Projects: \$18M

<b>Program</b>	<b>Allocation</b>
Runoff Reduction	\$2.8M
Clean Water Assistance	\$3.0M
Shoreland Improvement	\$1.5M
Feedlot Water Quality Improvement Grants	\$2.0M
Technical Assistance and Engineering	\$1.25M
SSTS Program Enhancement	\$1.6M
SSTS Imminent health threat systems	\$0.8M
Conservation drainage	\$0.33M
Anoka Conservation District	\$0.4M
Hennepin County	\$0.5M
Riparian buffer conservation easements	\$3.25M
Wellhead protection conservation easements	\$1.0M
Oversight, support, accountability reporting	\$0.275M



# Runoff Reduction: \$2.8M

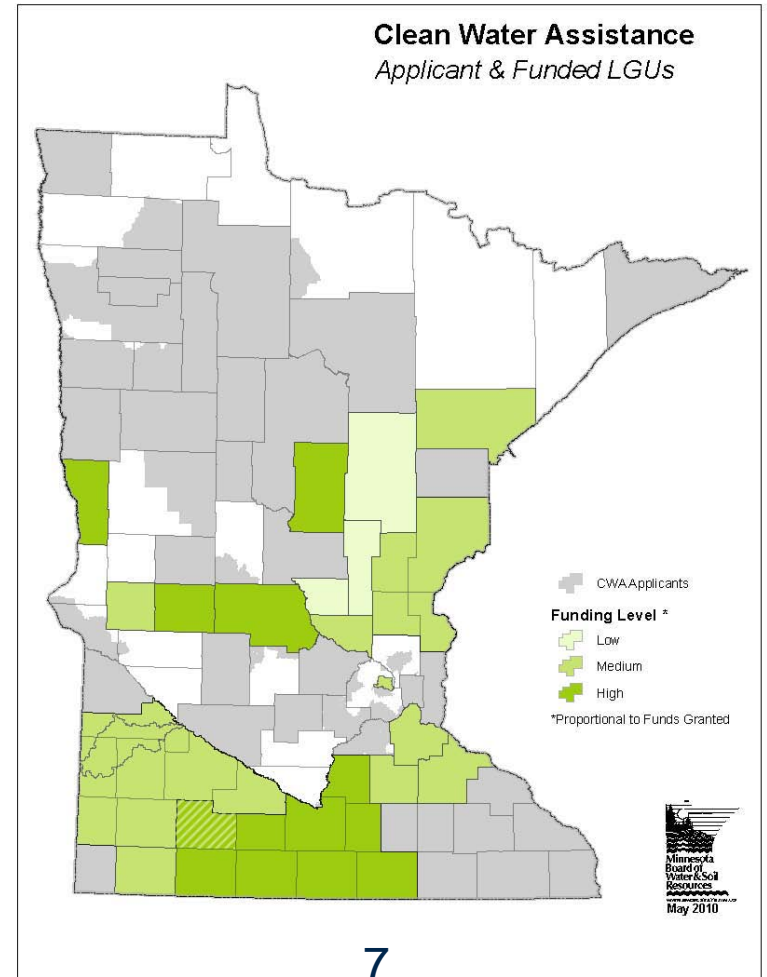
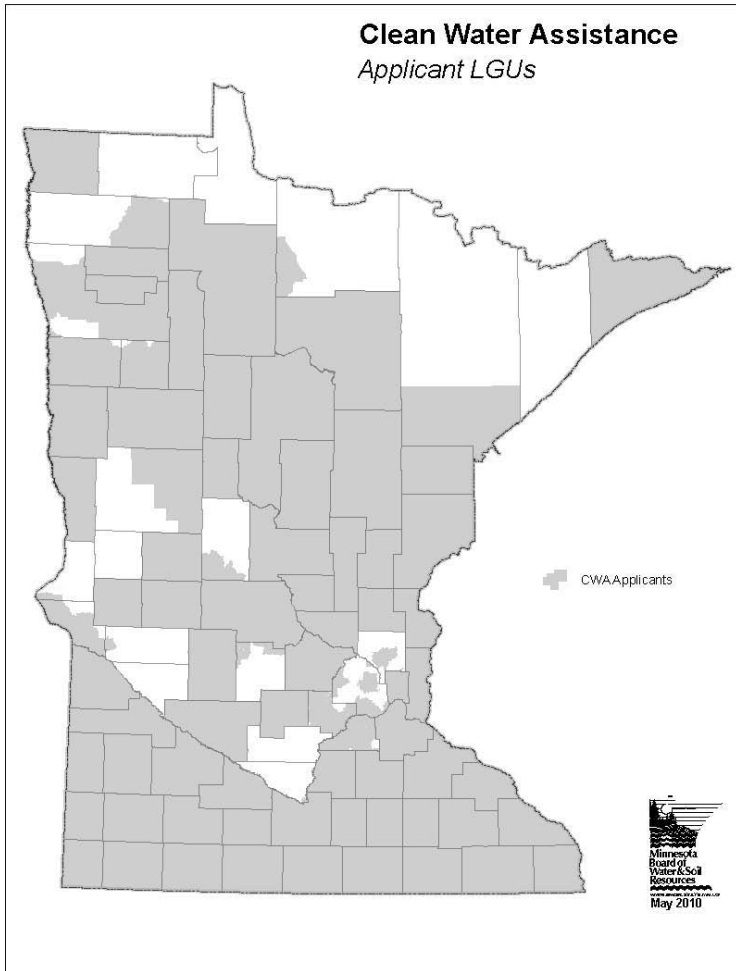
(only WDs and WMOs eligible)





# CW Assistance: \$3.0M

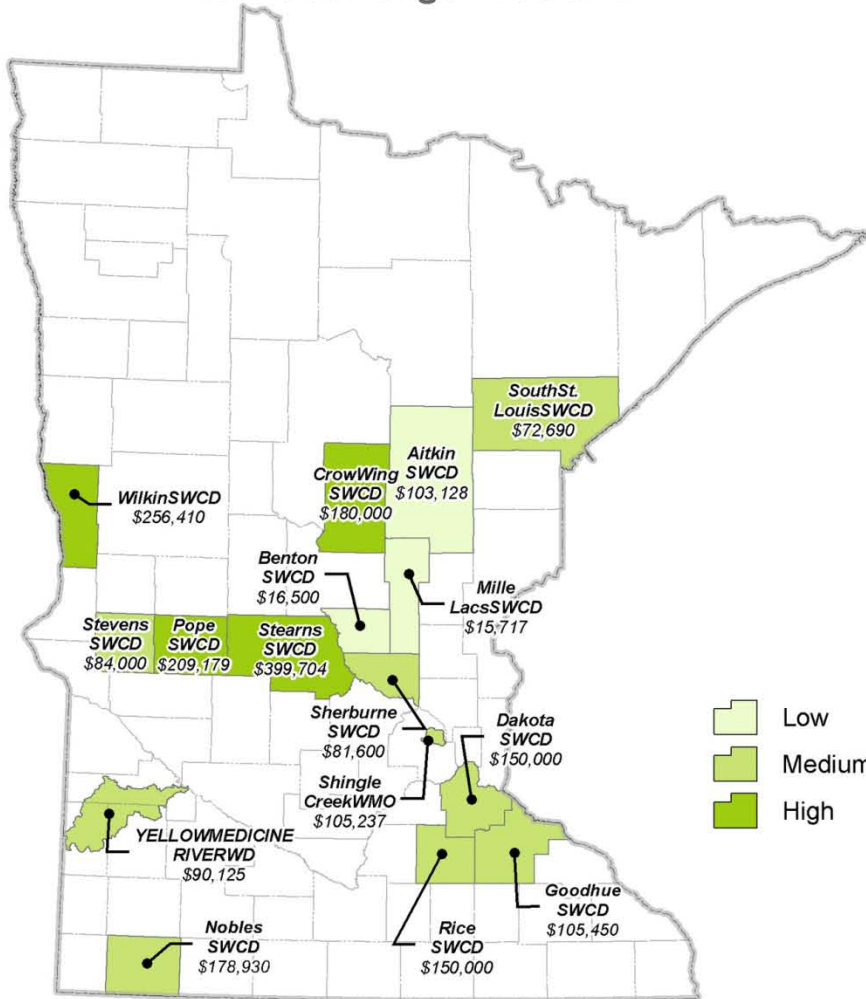
(SWCDs, WDs, WMOs and Counties eligible)



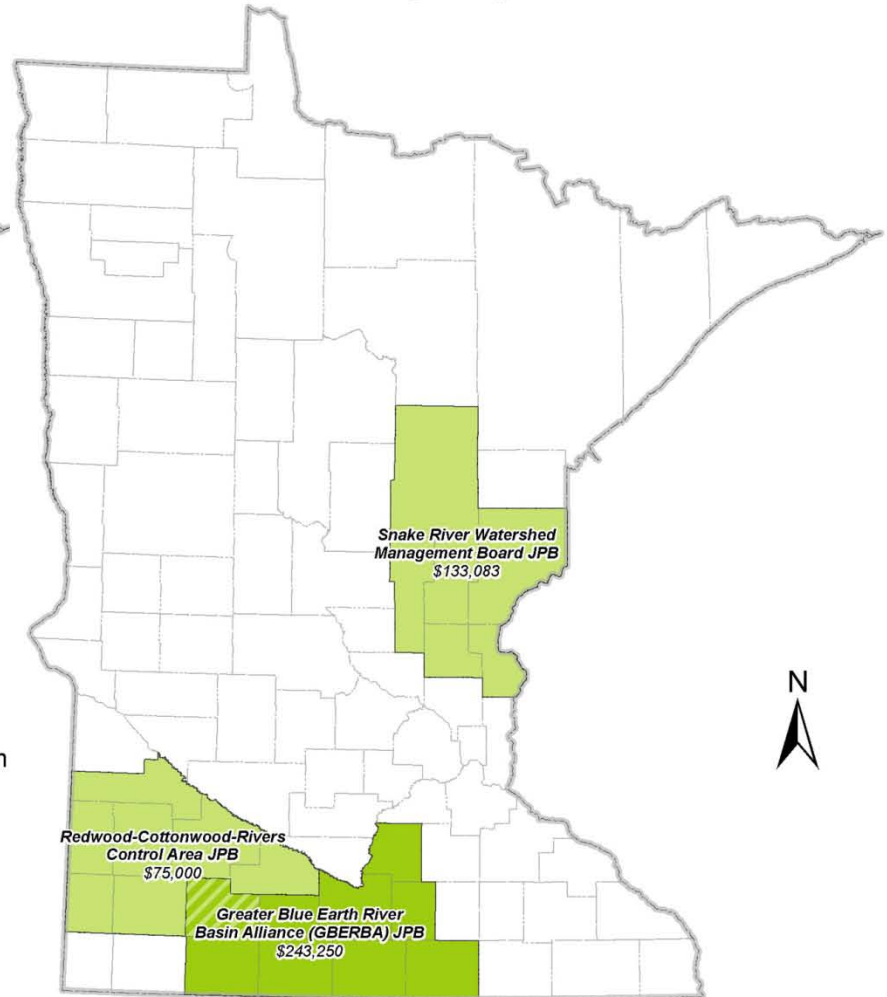


# Clean Water Assistance

## Individual Organizations



## Partnership Organizations

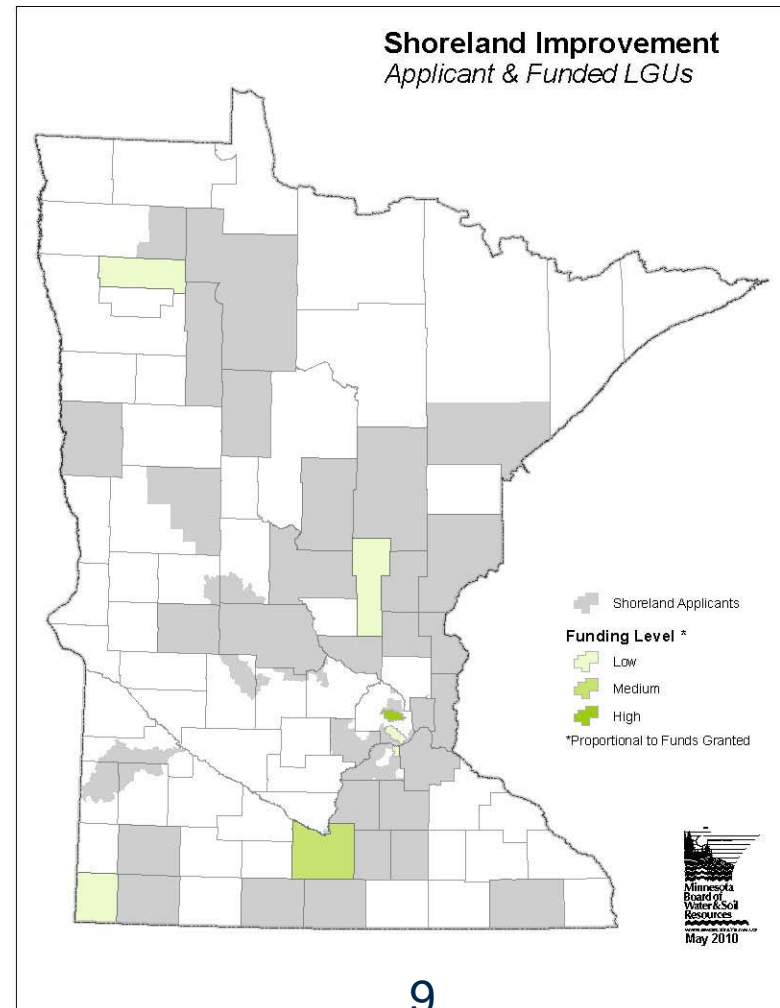
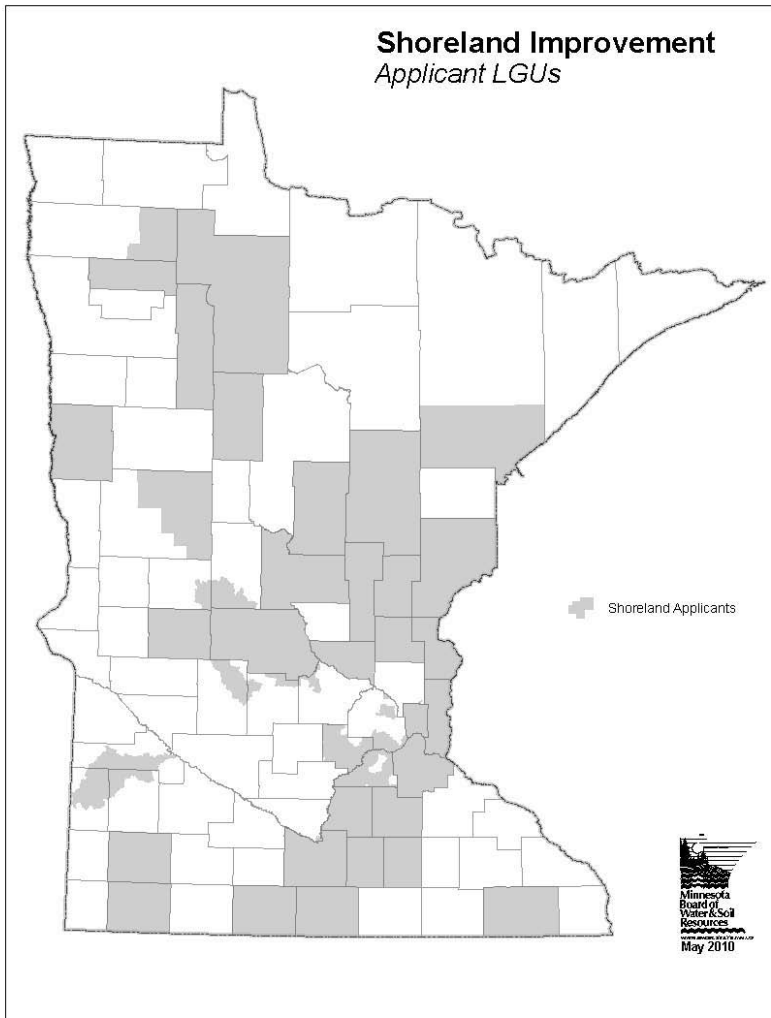






# Shoreland Improvement: \$1.5M

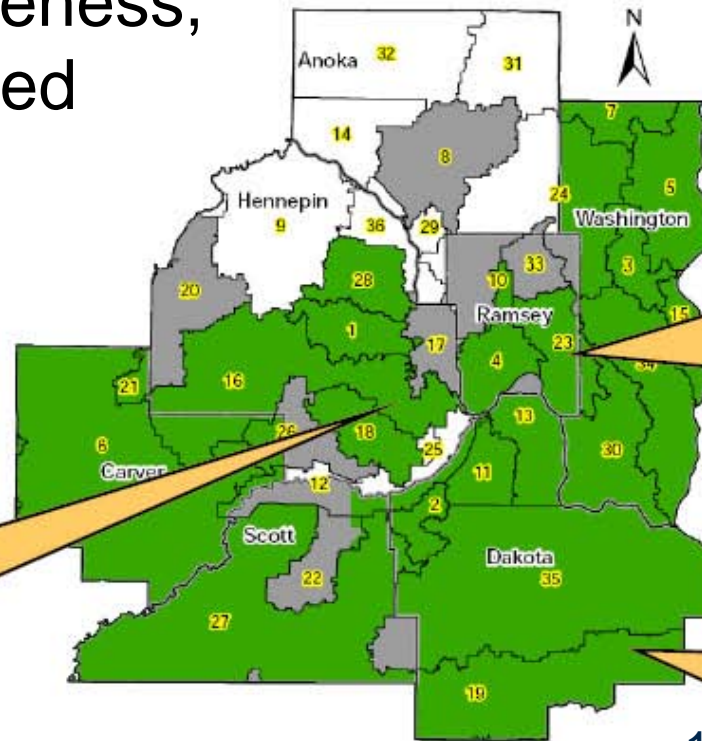
(all LGUs eligible)





# Runoff Reduction, Clean Water Assistance and Shoreland Grants

- 42 applications funded
- Restoration and protection projects
- Readiness, effectiveness, targeting emphasized
- \$7 million available



Minnehaha Creek WD: \$224,224

- South Minneapolis, citizen led
- Diamond Lake Restoration
- Runoff reduction, shovel ready
- 50 raingardens, pervious pavement

Ramsey Washington Metro WD: \$500,000

- Kohlman Lake Impairment
- Infiltration project
- Reduces Phosphorous by 60%
- Treats 2" rainfall underground

North Cannon River WMO: \$150,000

- 10-year extensions to CRP land
- 67 acres
- Targets at least 50% highly erodible soils

**Pelican River WD \$250,000**

- Detroit Lake Protection
- Reduces Phosphorous by 50%
- Restores Rice Lake to pre-ditch levels
- Leverages over \$1.5 million

**South St. Louis SWCD: \$72,690**

- Knife River Restoration
- 15,000-foot native buffer
- 30 flow-reduction projects
- 5 stormwater ponds

**Wilken County: \$256,410**

- Whiskey Creek Impaired Water Project
- 112 Side Inlet Controls
- 28 miles of sediment control structures
- 235 acres of native buffers

**Aitkin County: \$73,543**

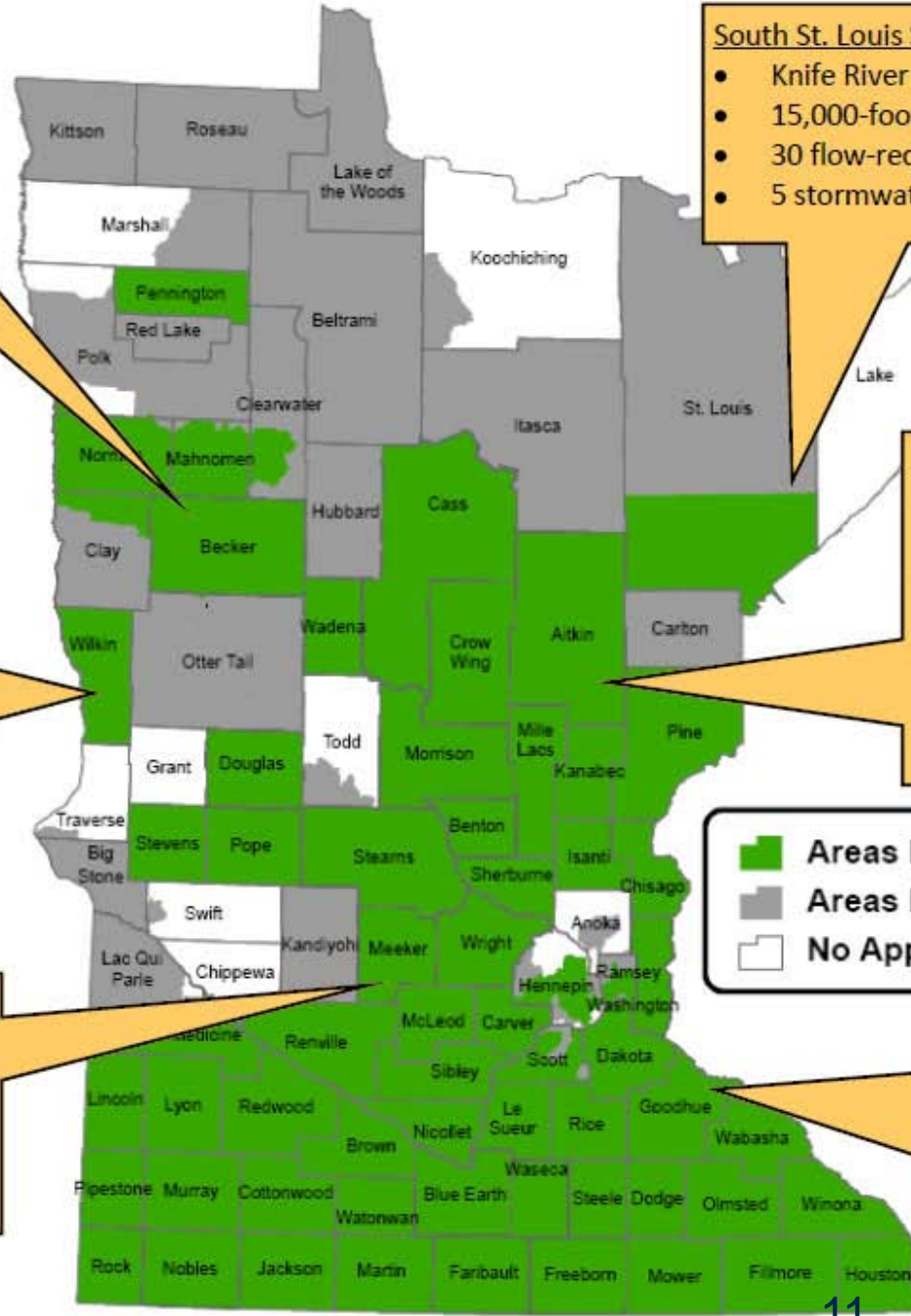
- Mille Lacs Lake Protection
- 7 Infiltration and bio-retention basins
- 3500' Restored Shoreline
- 3 County Partnership

**Clearwater River WD \$70,900**

- Trout habitat and lake restoration
- Treats stormwater from Kimball
- Removes 90% of Phosphorous through infiltration

**Goodhue County: \$105,450**

- Zumbro River Impairment
- Minneola Township levy match
- 7 stabilization projects
- Protects roads, treats water, reduces erosion



**Legend:**

- Areas Funded
- Areas Not Funded
- No Applicants



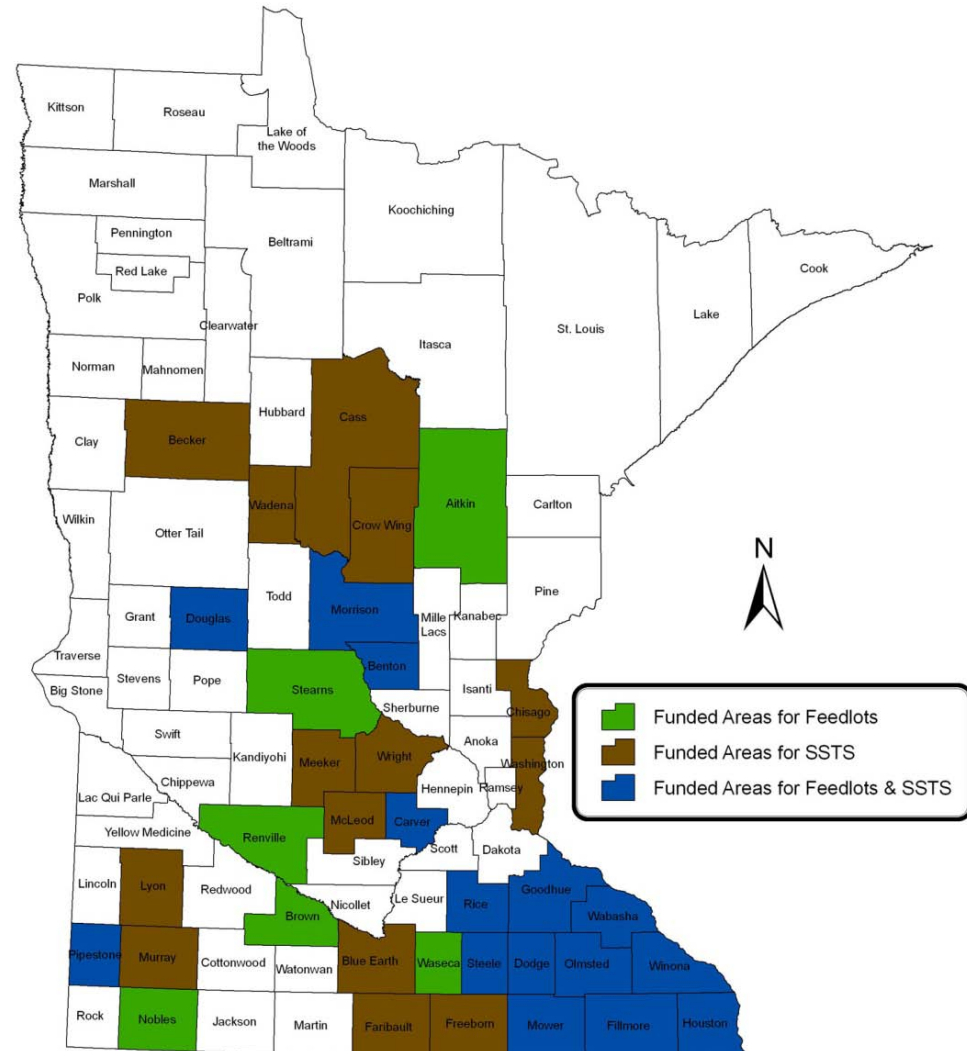
# SSTS and Feedlot Grants

## SSTS Projects (\$2.1M)

- Inventory on over 30 lakes and 3 rivers
- Database development or upgrade in 14 counties
- Over 50 Imminent Health Threat Systems Resolved

## Feedlot Projects (\$2.5M)

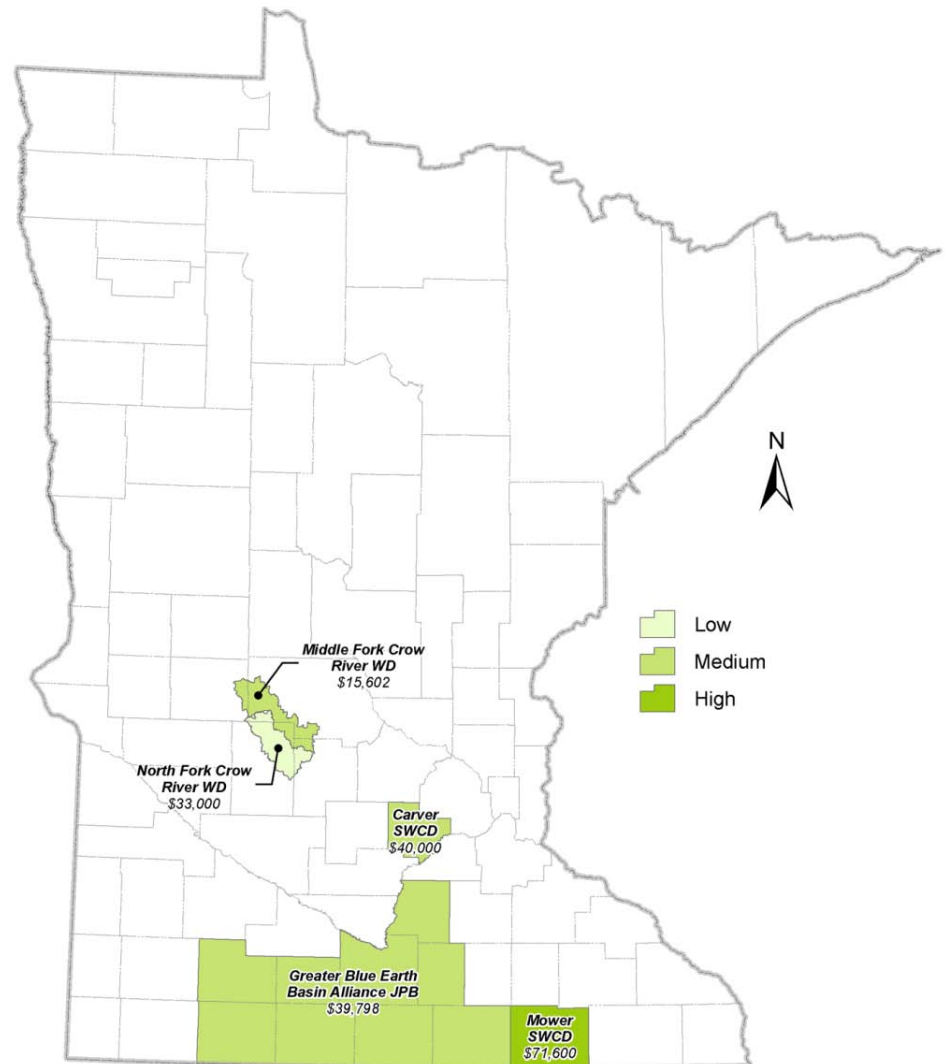
- 53 Feedlots will be upgraded / become compliant
- Targeted to riparian areas or impaired watersheds





# Conservation Drainage

- \$200K available in FY 2010
- 15 application
- Over \$1 million in requests
- Reviewed by inter-agency Drainage Management Team
- Five projects selected
- Projects include:
  - Culvert sizing for controlled release
  - Sediment basins
  - Side inlet controls
  - Monitoring
  - Outreach





# FY 11 Grants (proposed)

- Base Grants: NRBG
- Feedlot and SSTS Grants
- Clean Water Fund Competitive Grants



# FY11 Grants: NRBG (proposed)

## ➤ Includes funds for:

- BWSR WCA - \$1,874,000
- BWSR Local Water Management - \$1,120,000
- BWSR Shoreland Management – \$370,000
- BWSR/MPCA SSTS - \$864,000
- MPCA SSTS Educational Stipend - \$22,500
- MPCA Feedlot Base Grants - \$1,689,000
- MPCA Feedlot Performance Credits - \$213,000

**TOTAL:           \$6,152,000**



# FY11 Feedlot and SSTS Grants (proposed)

- Feedlot Water Quality - \$3,191,650+
  - <300 animal units
  - Impaired or riparian area
  - SWCDs, Counties, WDs/WMOs, Cities, JPBs
  - 25% match
- SSTS Imminent Health Threat - \$974,223
  - Owners are low income
  - Counties, Cities
  - No match
- Application periods: July 1-Aug. 14 &  
Aug. 15 – Sept. 30





# FY11 CWF Funds: \$12.8M (proposed)

<b>Program</b>	<b>Allocation</b>
Runoff Reduction	\$3.1M
Clean Water Assistance	\$2.6M
Shoreland Improvement	\$1.3M
Conservation Drainage	\$0.3M
Technical Assistance and Engineering	\$1.7M
SSTS Program Enhancement	\$1.4M
MDA Agriculture BMP	\$2.2M



# FY11 CWF Grants: Schedule (proposed)

- **June 23:** BWSR Board  
Authorize Grant Program
- **August 1-Sept.10:** Application  
Period
- **December 15:** BWSR Board  
Award Grants



# FY11 CWF Grants: Policies (proposed)

- Match Requirement: 25% Local
- Grant Minimum: \$30,000
- Plan: *Current* state approved/ locally adopted
- Eligible/Ineligible Activities
- Project Effective Life
- Project Outputs and Outcomes



# FY11 CWF Grants: Ranking Criteria (proposed)

1. Project Description and Support: *15 points*
2. Anticipated Outcomes: *30 points*
3. Project Readiness: *15 points*
4. Prioritization and Relationship to Plan:  
*30 points*
5. Groundwater and Drinking Water Protection:  
*10 points*



# Board of Water and Soil Resources

Questions?

Dave Weirens, Land and Water Section Manager

651-297-3432

David.Weirens@state.mn.us